


Serie Active Can

Los balancines Neopark se fabrican con acero de primera calidad y paneles en polietileno de alta densidad de 19 mm de espesor, otorgando un acabado robusto y funcional, con un cuidado diseño, donde destacan los colores vivos y los mínimos detalles.

El resultado final es lo importante, así pues conseguir un producto diferenciado y de alta calidad es nuestro objetivo.



HDPE



**TORNILLERÍA
INOXIDABLE
PROTEGIDA**

SISTEMA




ANTIVANDÁLICO

EN

1176

CERTIFICADO

||| BALANCÍN CANINO ||| REF. CAN005




2200X300X790 MM



NO PROCEDE




HIC= 790 MM



DIMENSIONES

||| EMPALIZADA ||| REF. CAN004



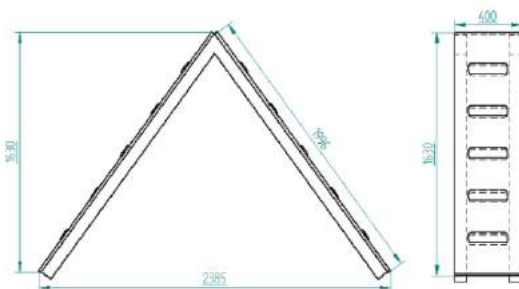
2385X400X1630 MM



NO PROCEDE



HIC= 1630 MM



DIMENSIONES

||| OBSTÁCULOS ||| REF. CAN003



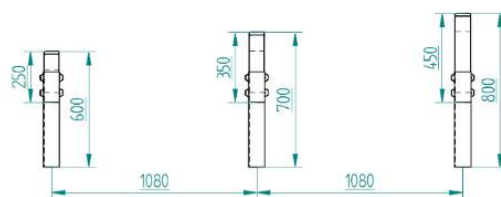
2240X1200X450 MM



NO PROCEDE

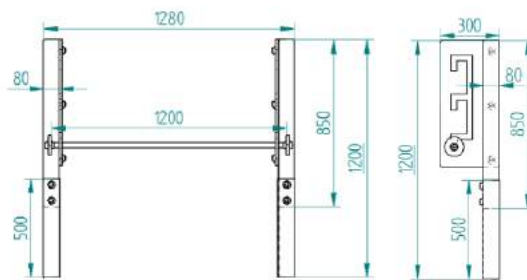



HIC= 450 MM



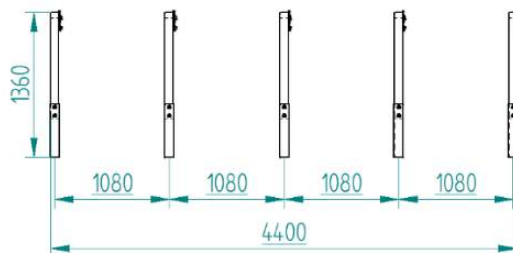
DIMENSIONES

||| SALTO DE ALTURA ||| REF. CAN002



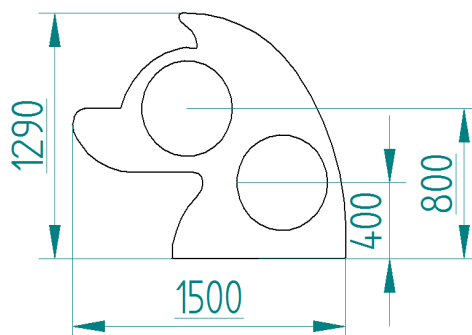
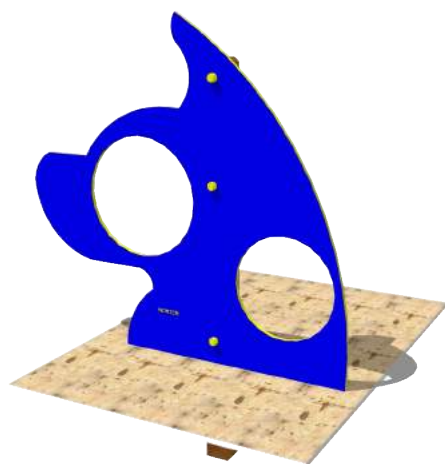
DIMENSIONES

||| SLALOM ||| REF. CAN001




DIMENSIONES

||| TÚNEL CAN ||| REF. CAN000



DIMENSIONES




CAN005



CAN004




CAN003



CAN002



CAN001



CAN000

